

Swedish B1+ part 1, live on Zoom

Join a small, supportive group of learners and take real steps forward in a motivating, friendly environment where it's okay to make mistakes, ask questions, and learn at your own pace. In my Zoom classes, we work on all the key language skills – speaking, reading, writing, and listening – while diving into grammar and Swedish culture in a fun and accessible way. Whether you're starting fresh or getting back on track, this course will boost your confidence and put you in control of your Swedish.

ABOUT THE COURSE

When? Once a week, on Saturdays

What time? From 15:30 to 17:45, with a 10-minute break

How many lessons? 10 lessons (from Sat. 14/6 to Sat. 23/8) [no class Sat. 21/6]

How many hours? 30 study hours total (1 lesson = 3 study hours; 1 study hour = 45 min.)

What's the price? 3 500 SEK for the whole course (the price includes 25 % VAT)

ZOOM

We have class live on Zoom. Once you enroll in the course, you will receive a Zoom-link, as well as a meeting ID and password, that will allow you to join the class. All you need is a computer, tablet, or mobile phone with internet access, a headset or earphones, and a webcam – and you're good to go!

BOOKS

In this course, we use **Rivstart B1+B2** (P. Levy Scherrer, K. Lindemalm, Natur & Kultur, 2015, 2nd edition), both the textbook and the exercise book, chapters 7–9. Make sure you have both books for our first lesson. Having the books is mandatory to take this course. The books are not included in the course fee. You can read more about it in the Terms and Conditions on my website. Rivstart has a website where you have access to additional resources (exercises, audio files, word lists, keys, etc.). You can create an account for free.



HOMEWORK

In my Zoom live courses, I give you homework after each lesson for you to practice what we do in class and prepare for the next lesson. Homework may include reading some texts from the textbook, doing some exercises in the exercise book, and/or preparing a short presentation. Homework is optional, but highly recommended – it helps you get the most out of the course!

CLASS NOTES

After each lesson, I upload my class notes to a private Google Drive folder that only you have access to. In the class notes, you will find, among other useful documents, what we have done in class as well as the homework that I suggest you do before our next class.

EDUCATIONAL APPROACH

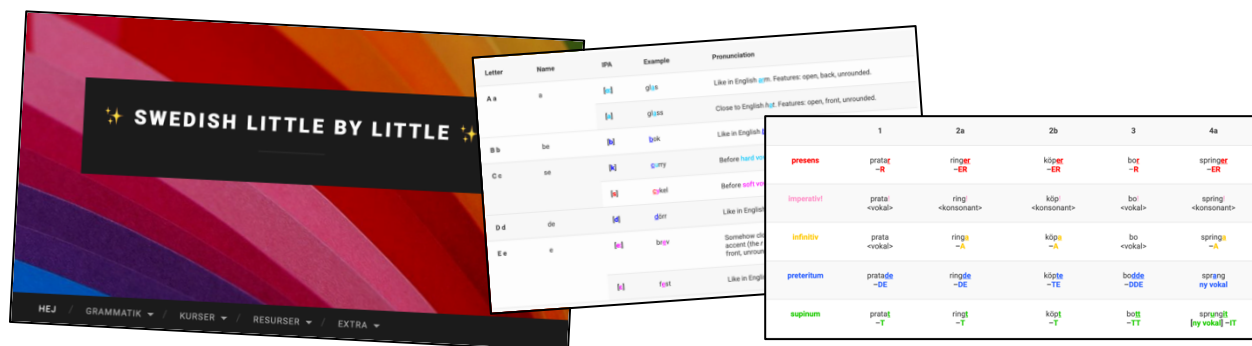
In my group classes, we practice all language skills (reading, listening, writing, speaking), but the spotlight is on speaking. Don't worry if you're not sure how to say something – it's important that you get used to speaking as much Swedish as possible and use the words you know, even if you don't have the right words for everything. We learn by speaking and daring to make mistakes! The goal is to get used to speaking Swedish in a safe, encouraging space.

I try to stick to Swedish as much as possible during class, but I also use English when needed. The idea is that you get as much exposure in Swedish as possible while still feeling that you are following and not missing essential parts of the topics or grammar we cover during class. You'll always understand what we're doing and why.

Pair and small group exercises are a key part of the lessons – it's fun and it helps you build up confidence!

EXTRA SUPPORT — MY BLOG!

Once you join, you'll also get access to my personal blog – full of helpful grammar explanations, listening resources, and more. It's your go-to hub for everything Swedish!



WHY STUDY WITH ME?



- **As a certified teacher of Swedish as a second language**, I know how to break down complex concepts into manageable and logical bits, making the learning process smoother and more accessible.
- **As someone who has been in your shoes and learnt Swedish as an adult**, I know the challenges you face. But I also know the satisfaction of breaking through those barriers and feeling confident in a new language. I'm here to help you achieve that!
- **As a passionate language learner myself**, I know the power of persistence and practice. I understand the ups and downs of learning something new, and I'm here to help you stay motivated and make steady progress.

Get in touch, and let's get started!

Gastón
Swedish Little By Little



MORE ABOUT MY COURSES: FROM BEGINNER TO ADVANCED

My courses follow the CEFR (Common European Framework of Reference for Languages). The CEFR is a guideline used to describe achievements of learners of foreign languages across Europe and, increasingly, in other countries.

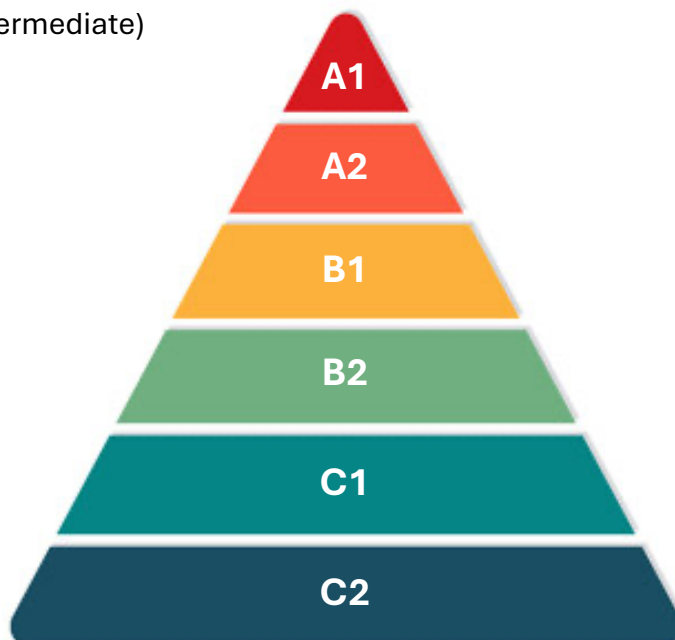
There are three levels:

- **A:** Basic user
- **B:** Independent user
- **C:** Proficient user

Each level is then divided into two sublevels. These levels and sublevels are not equally "big", though – think of it more like a pyramid where A1 is the tip and C2 is the base, and where each level is slightly bigger than the previous one.

In other words, students usually need more study hours to go from B1 to B2, than they usually need to go from A1 to A2. This is why I offer one course for A1 and A2, but two courses for B1 (B1 & B1+), and three courses for B2 (B2–, B2 & B2+). Once students get to the C1– level, they usually stop taking courses, mainly because their Swedish is already so good that they manage almost any kind of situation.

- **A1:** Basic user (starter / beginner)
- **A2:** Basic user (elementary / pre-intermediate)
- **B1:** Independent user (intermediate)
- **B1+:** Independent user (post-intermediate)
- **B2–:** Independent user (pre-upper intermediate)
- **B2:** Independent user (upper intermediate)
- **B2+:** Independent user (post-upper intermediate)
- **C1–:** Proficient user (pre-advanced)



RIVSTART AND THE CEFR

The Rivstart book-series covers all levels, from complete beginner to proficient user. I've been using these books for years, and I truly believe they're the best resource available for Swedish learners.

- **Rivstart A1+A2** covers the A1 and A2 levels.
- **Rivstart B1+B2** takes you through B1 and the beginning of B2.
- **Rivstart B2+C1** completes B2 and introduces C1.

Most students who complete all three books don't need further lessons – by that point, their Swedish is strong enough to stand on its own!

- **A1** (chapters 1–10)
- **A2** (chapters 11–20)
- **B1** (chapters 1–6)
- **B1+** (chapters 7–12)
- **B2–** (chapters 13–18)
- **B2** (chapters 1–4)
- **B2+** (chapters 5–8)
- **C1–** (chapters 9–12)

The first two Rivstart books – Rivstart A1+A2 and Rivstart B1+B2 – exist in several editions. Make sure to get the edition specified in the course description! While the overall content is quite similar across editions – you'll study more or less the same topics and grammar – some texts and exercises differ. I recommend getting the correct edition for our course so you can follow the lessons easily and avoid confusion.



INTENSIVE COURSES & SEMI-INTENSIVE COURSES


INTENSIVE COURSES

- **How long is the course?** 4 weeks
- **How often do we meet?** 5 times a week
- **How many lessons in total?** 20 lessons
- **How many hours per lesson?** 3 study hours (2 hours 15 minutes)
- **How many study hours in total?** 60 study hours (1 study hour = 45 minutes)
- **How much do we cover?** A whole sublevel of the CEFR

SEMI-INTENSIVE COURSES

- **How long is the course?** 5 weeks
- **How often do we meet?** 2 times a week
- **How many lessons in total?** 10 lessons
- **How many hours per lesson?** 3 study hours (2 hours 15 minutes)
- **How many study hours in total?** 30 study hours (1 study hour = 45 minutes)
- **How much do we cover?** Half a sublevel of the CEFR

The course starts when at least 7 students have signed up. Know someone who might be interested? Spread the word! If we get more than 10 participants, discounts may apply – the more, the merrier (and cheaper)!

A Basic User		B Independent User						C Proficient User									
A1		A2		B1		B2		C1									
starter / beginner		elementary / pre-intermediate		intermediate	intermediate +	upper intermediate –	upper intermediate	upper intermediate +	advanced –								
Rivstart A1+A2				Rivstart B1+B2				Rivstart B2+C1									
																	
INTENSIVE		A1		A2		B1		B1+		B2–		B2		B2+		C1–	
Chapters in Rivstart		1–10		11–20		1–6		7–12		13–18		1–4		5–8		9–12	
SEMI-INTENSIVE		A1.1	A1.2	A2.2	A2.2	B1.1	B1.2	B1+.1	B1+.2	B2–.1	B2–.2	B2.1	B2.2	B2+.1	B2+.2	C1–.1	C1–.2
Chapters in Rivstart		1–5	6–10	11–15	16–20	1–3	4–6	7–9	9–12	13–15	16–18	1–2	3–4	5–6	7–8	9–10	11–12

A1 • BEGINNER

Starting to Communicate

You're at the very beginning of your language-learning journey – and that's exciting! At this level, you're learning how to manage simple, everyday situations. You'll start recognizing and using very common expressions and basic phrases to meet your most immediate needs.

Here's what you'll learn to do:

- Introduce yourself and ask/answer basic questions about things like where you live, your family, or your job.
- Interact in a simple way – as long as the other person speaks slowly and clearly.
- Use everyday words and phrases to do things like order food, ask for directions, or buy something.

Right now, it's totally normal to feel like you don't know much yet. The important thing is to get comfortable using simple words and expressions, even if your grammar isn't perfect. Repeating things, practicing often, and being patient with yourself are key. Step by step, you'll build a solid foundation.

A2 • ELEMENTARY

Gaining Confidence in Conversations

You're no longer a total beginner – great job! At this stage, you're starting to expand your vocabulary and speak more comfortably in everyday situations. You'll be able to take part in simple conversations about familiar topics.

Here's what you'll learn to do:

- Talk about your daily life – shopping, appointments, meals, routines, etc.
- Describe things around you, like your hometown, family, or hobbies.
- Write short texts (like postcards or simple emails) and understand basic written messages.

You'll start noticing that it's easier to say what you want, even if you still make mistakes – and that's okay! The most important thing is that you keep using the language and feel safe to try. The more you speak, the more confident you'll feel.

B1 • INTERMEDIATE

Building Fluency

Now you're moving past the basics and into real fluency! You can already handle many everyday situations, and now you're learning how to express yourself more freely and in more detail – especially when it comes to things like your work, hobbies, or travel experiences.

Here's what you'll learn to do:

- Talk about personal experiences and opinions more clearly.
- Communicate in a wider range of real-life situations, like at work or social events.
- Use the language to explain your choices and give reasons.

At this level, you'll be building longer sentences and becoming less dependent on memorized phrases. You can have real conversations and share your ideas more easily. This is the time to challenge yourself with deeper topics and get used to more complex grammar and vocabulary.

B2 • UPPER-INTERMEDIATE

Confident and Capable

You've come a long way – now your language skills are solid and flexible. At this level, you can understand longer texts, follow conversations on more abstract topics, and express your opinions with more confidence and nuance.

Here's what you'll learn to do:

- Understand newspapers, articles, and even some academic or professional texts.
- Speak fluently and spontaneously in discussions – even debates!
- Talk about a wide range of topics in detail, from current events to your work or studies.

Now you can speak with more precision and use the language in more professional and academic settings. You're also getting better at understanding subtle meanings and cultural references. Keep pushing yourself by reading more challenging materials and participating in discussions that go deeper.

C1 • ADVANCED

Mastering Complex Topics

You're now in advanced territory. At this level, you can speak and write about almost any topic – even complex or abstract ones – and adapt your language depending on the situation. You're more fluent, expressive, and comfortable in formal and informal conversations.

Here's what you'll learn to do:

- Communicate clearly and fluently, even about difficult and/or abstract topics.
- Take part in academic or professional discussions with ease.
- Understand and analyze advanced written or spoken material.

You don't just speak the language anymore – you use it to express complex thoughts and adapt to different situations. Whether it's a formal meeting, a group discussion, or an academic seminar, you're ready to participate fully.

C2 • PROFICIENT

Near-Native Proficiency

You've reached the highest level of language learning – congratulations! At this stage, your language skills are very close to those of a native speaker. You can understand and respond to any kind of material, no matter how complex.

Here's what you'll learn to do:

- Speak and write naturally, fluently, and accurately in all contexts.
- Express subtle ideas, emotions, and opinions with precision.
- Understand and use complex, idiomatic, or technical language with ease.

At this level, you can confidently engage in any conversation – from a casual chat to a high-level academic or business meeting. To keep growing, surround yourself with the language: read advanced books, follow in-depth podcasts, and talk to native speakers about meaningful topics.